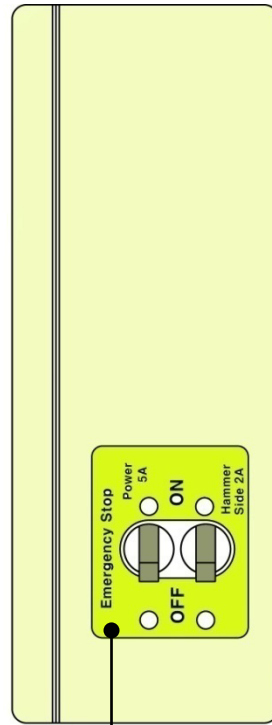
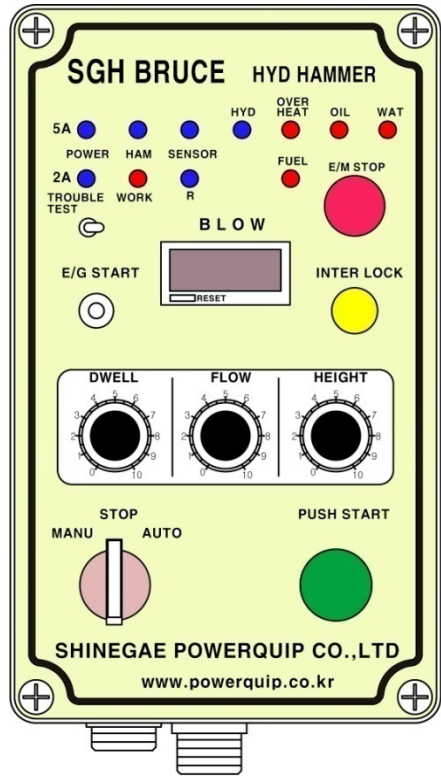
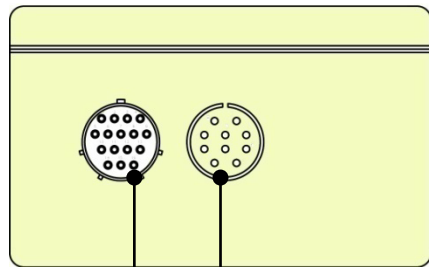


APPLICATION : This is a Remote Control Box which can be compatible with any of BRUCE hammer and PQ series of Power Pack. It is designed with a user-friendly and just customized appearances allowing the operator to have both advantages on controlling the pile driving, engine start/stop, energy adjustable steplessly and checking the malfunctions which possibly happens on hammer functioning.



Power Supply Switch on the side



To Power Pack (16P) External Cable (10P)

<< Specification and Functions >>

*** Box**

- Temperature Range : Operational -10 and +45 °C
- Weight & Dimensions : 1 Kg, L245mm×W150mm×H130mm

*** Cable Connections**

- External Cables 10P×12m : Connected to Power Pack Engine Control Panel
- Supply Cable 16P×12m : Connected to Hammer Side

- Electric Power : Battery in Power Pack, 24Vdc
- Fuses : 5A, 2A